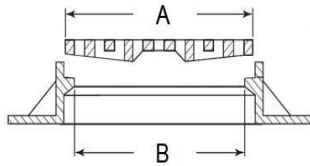




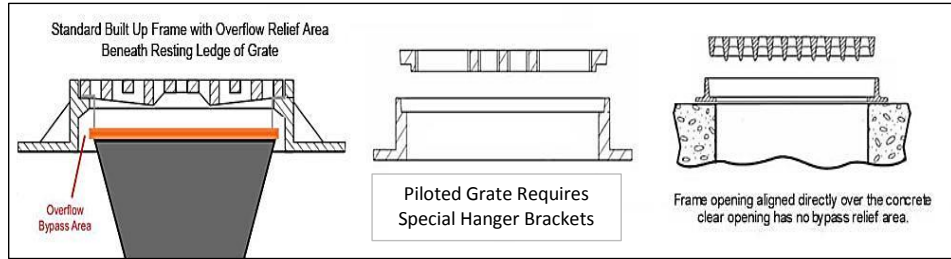
ADS FLEXSTORM DIMENSIONAL / ORDER FORM

INLET TYPE: Raised Cast Iron Frame and Round Grate

FORM RD



A: GRATE DIAMETER
B: FRAME CLEAR OPENING DIAMETER

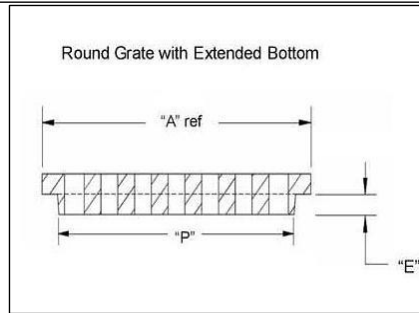


IMPORTANT: Please check the image that most represents your particular inlet.

Casting Make and Model No.:	
DOT Standard Callout:	

REF	Measured Dimensions (+/- .1")
*A	
*B	

*** Required Dimensions. If casting or precast make and model numbers are unknown then all required dimensions must be provided and accurate to +/- .1"**



Grate Information	
Identify Your Grate Style (check one)	
Flat Bottom:	
Extended Bottom "Heavy Duty":	
<i>If "E" dimension extends by more than 2" please provide the "E" and "P" dimensions below.</i>	
"E" dimension:	
"P" dimension:	
Grate Part Number (if known):	

Complete CATCH-IT P/N (galvanized frame and FX bag)	PURE Frame P/N (stainless)	Frame Sizes
62SRDFX	62SHDR	Small Round (up to 18" dia clear openings (B))
62MRDFX	62MHDR	Med Round (up to 25" dia openings (B))
62LRDFX	62LHDR	Large Round (up to 30" openings (B))
62XLDFX	62XLHDR	XL Round (up to 37" dia openings (B))
62XXLRDFX	62XXLHDR	XXL Round (up to 48" dia openings (B))

CATCH-ITs come standard with FX bags. PURE P/N = FRAME P/N & BAG P/N

1. ENTER YOUR PURE FRAME PART NUMBER FROM TABLE ABOVE				
<i>** For STAINLESS STEEL FRAMING be sure to select the PURE Frame part number</i>				
2. ENTER YOUR DESIRED BAG PART NUMBER FROM TABLE BELOW				
FLEXSTORM FILTER BAGS	(22" depth)	(12" depth)	Clean Water Flow Rate (GPM/SqFt)	Min A.O.S. (US Sieve)
	STD Bag P/N	Short Bag P/N		
FX: Standard Woven Bag	FX	FX-S	200	40
FX+: Woven w/ MyCelx	FXP	FXP-S	200	40
FXO: Woven w/ Oil Boom	FXO	FXO-S	200	40
PC: Post Construction Bag	PC	PC-S	137	140
PC+: PC Bag w/ MyCelx	PCP	PCP-S	137	140
LL: Litter and Leaf Bag	LL	LL-S	High	3.5
IL: IDOT Non-Woven Bag	IL	IL-S	145	70
3. PURE P/N = COMBINE FRAME P/N & BAG P/N:				

REQUIRED ORDER INFORMATION	
ADS FLEXSTORM P/N:	
Qty Required:	
Ref Casting make/model or Precast make/model (if known):	
Ref DOT Standard Type / Callout (if known):	
Customer Name:	
Contact Name:	
Contact Number:	
Ref PO#:	
Ref Job Name and/or Inlet Location:	
Important: If casting or precast make and model numbers are unknown then all physical dimensions are required. For help on how to measure your inlet please visit www.inletfilters.com.	

**** Note: when using FLEXSTORM Inlet Filters for Post Construction requirements, ADS strongly recommends Stainless Steel Framing for 25 year life rating.**

Filter Application (check one or both):	
During Construction:	
Post Construction:	